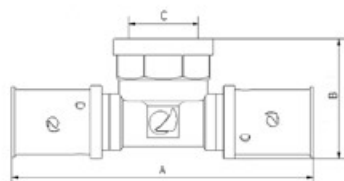




TE ROSCA HEMBRA



Referencia	Medida	A	B	C	Peso		
GTH1612	16 - 1/2"	83,20	33,15	G1/2	104	16	128
GTH2012	20 - 1/2"	83,20	37,15	G1/2	120	12	96
GTH2034	20 - 3/4"	89,20	37,15	G3/4	155	10	80
GTH2534	25 - 3/4"	105,00	41,64	G3/4	205	7	56
	∅	mm	mm		g	uds.	uds.