

PVC-U KNIFE GATE VALVES

VÁLVULAS DE GUILLOTINA PVC-U



Sizes	D50 - D63 (DN40 - DN50) 1½" - 2" D90 - D110 (DN80 - DN100)	
Standards	Solvent socket - Metric, ASTM, British standard Threaded - BSP, NPT	EN ISO 1452, EN ISO 15493, BS 4346-1, ASTM D 2467 ISO 228-1, ASTM D 2464
Working pressure	@ 20°C (73°F) D50 - D63 (1½" - 2"): MAX PRESSURE 3,5 (52,5 psi) D90 - D110 (2½" - 4"): MAX PRESSURE 1,5 (21,75 psi)	
Materials	Gasket: EPDM	
Characteristics	<ul style="list-style-type: none"> • Ideally suited for flow control using minimal piping space. • Available in grey color, and white color in american sizes. • Available connections (female solvent socket, male threaded & female threaded BSP or NPT and spigot connection to connect pipe with internal diameter 38mm). • Easy to open and close. • Light weight. • It is provided with the valve a safety clip to fix the valve in open position. • Specially indicated for swimming-pools and spas. 	<ul style="list-style-type: none"> • Su instalación requiere poco espacio. • Disponible en color gris, o en color blanco para medidas americanas. • Diferentes tipos de conexión (encolar hembra, rosca macho y hembra BSP o NPT y espiga para conexión a tubo D interior 38mm). • Facilidad de apertura y cierre. • Ligera. • Se suministra conjuntamente con la válvula un accesorio de seguridad para posicionar la válvula abierta. • Especialmente indicada para piscinas y spas.
Certifications		

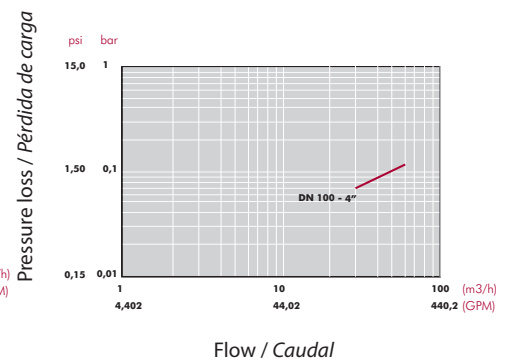
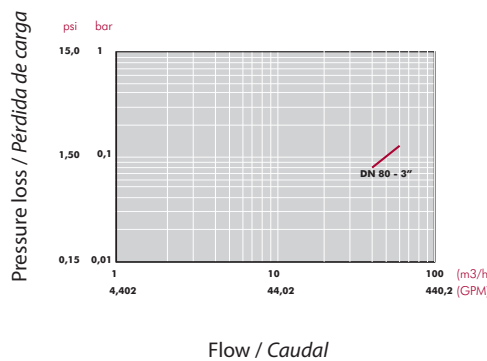
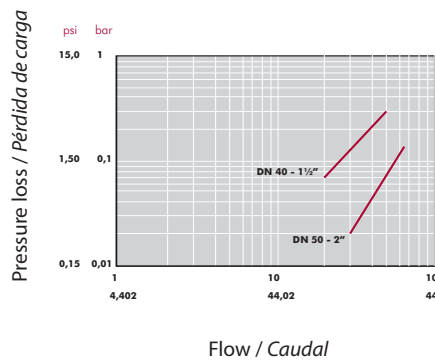
UNIONS / CONEXIONES

- 7.1 - Solvent socket / Encolar hembra
- 7.2 - Female thread / Rosca hembra
- 7.3 - Male thread / Rosca macho
- 7.4 - Spigot / Espiga



FIG.	Parts	Despiece	Material
1	Handle	Conjunto maneta	PVC-U
2	Clip	Clip	POM
3	Stem	Eje	AISI 304 Stainless steel
4	Body	Cuerpo	PVC-U
5	Valve disc	Compuerta	POM
6	Gasket	Junta compuerta	EPDM
7	End connector	Manguito enlace	PVC-U
8	Bolts	Tornillo	Stainless steel
9	Nut	Tuerca	Stainless steel

PRESSURE LOSS DIAGRAM
DIAGRAMA DE PÉRDIDAS DE CARGA



WARNINGS

Use only in installations where the maximum working pressure is 3,5 bar. In any case this value can be surpassed. Possible water hammer with fast closing and abrupt closing of the valve. Always remove the safety clip before closing the valve. Make a correct manipulation of the valve to avoid accidents.

ADVERTENCIAS

Utilizar en instalaciones con una presión máxima de trabajo de 3,5 bar. En ningún caso se puede superar este valor. Posible golpe de ariete con cierre rápido y brusco de la válvula. Retirar siempre el cierre de seguridad antes de cerrar la válvula. Realizar una manipulación correcta de la válvula para evitar accidentes.

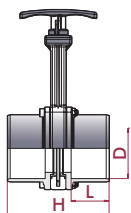
UP. 79. SF - KNIFE GATE VALVE

Knife gate valve

- PVC-U body
- Female solvent socket
- Metric series
- Gasket in EPDM

Válvula de guillotina

- Cuerpo en PVC-U
- Encolar hembra
- Serie métrica
- Junta compuerta en EPDM



D	P MAX	REF.	CODE
50 x 50	3,5	05 79 050	28590
63 x 63	3,5	05 79 063	28600
90 x 90	1,5	05 79 090	43577
110 x 110	1,5	05 79 110	43578

L	H
33	90
39	106
51,5	143
61,5	173

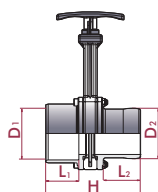
UP. 79. SFSPI - KNIFE GATE VALVE

Knife gate valve

- PVC-U body
- Female solvent socket x spigot connection
- Metric series
- Gasket in EPDM

Válvula de guillotina

- Cuerpo en PVC-U
- Encolar hembra x conexión espiga
- Serie métrica
- Junta compuerta en EPDM



D ₁ x D ₂	P MAX	REF.	CODE
50 x 50	3,5	05 79 150	28934
50 x 38	3,5	05 79 151	28935
63 x 63	3,5	05 79 163	28936

L ₁	L ₂	H
33	44	104
33	44	104
39	44	112

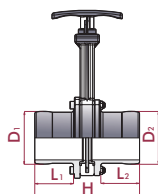
UP. 79. SPI - KNIFE GATE VALVE

Knife gate valve

- PVC-U body
- Spigot connection
- Metric series
- Gasket in EPDM

Válvula de guillotina

- Cuerpo en PVC-U
- Conexión espiga
- Serie métrica
- Junta compuerta en EPDM



D ₁ x D ₂	P MAX	REF.	CODE
38 x 38	3,5	05 79 438	31441
50 x 50	3,5	05 79 450	28598
50 x 38	3,5	05 79 451	28597
63 x 63	3,5	05 79 463	28607

L ₁	L ₂	H
44	44	119
44	44	119
44	44	119
44	44	119

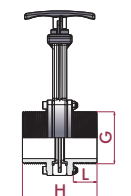
UP. 79. MT - KNIFE GATE VALVE

Knife gate valve

- PVC-U body
- Male thread
- Metric series
- Gasket in EPDM

Válvula de guillotina

- Cuerpo en PVC-U
- Roscar macho BSP
- Serie métrica
- Junta compuerta en EPDM



G	P MAX	REF.	CODE
1½" x 1½"	3,5	05 79 250	28595
2" x 2"	3,5	05 79 263	28605

L	H
20	72
27	85

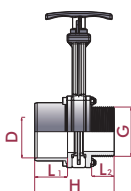
UP. 79. MTSF - KNIFE GATE VALVE

Knife gate valve

- PVC-U body
- Male thread union x Female solvent socket
- Metric series
- Gasket in EPDM

Válvula de guillotina

- Cuerpo en PVC-U
- Manguito rosca macho BSP x Encolar hembra
- Serie métrica
- Junta compuerta en EPDM



G x D	P MAX	REF.	CODE
1½" x 50	3,5	05 79 335	28937
2" x 63	3,5	05 79 336	28938

L ₁	L ₂	H
33	20	81
39	27	95